



AUTOMASTER

THE AUTO EQUIPMENT SPECIALISTS

Peak Parking lifts

PEAK®



Peak Parking lifts



OUR VICE-GRIP GUARANTEE

If you're not happy, we replace or refund in full.

PEAK Car Stacker Parking Lifts are the ultimate space-saving solution — ideal for both residential and commercial use. With multiple size options starting from the footprint of a standard parking space, they're the smart choice for maximising parking efficiency.

- Multiple size options starting from a standard car space
- Suitable for both **residential and commercial use**
- **Adjustable locking ladders** for perfect levelling
- Power unit & lock release can be mounted on any corner
- Reinforced **Double-"S" shape columns** for added strength
- **Hidden safety locks** with manual single-point release
- **Auto-activated Double Lock Safety System** – Includes cable break lock
- All cables hidden inside columns and cross tubes
- **Folding ramps** – easily removed when needed
- **Steel jack tray** included
- **Rubber wheel chocks** included
- **Four plastic drip trays** for cleanliness
- **Oil and floor mounting bolts** supplied
- Optional **jacking beam** available
- Optional **caster kit** for easy repositioning
- Optional **storage wave panels** for added utility
- **European CE safety certified**
- Covered by a **full 2-year warranty**
- Only **100mm concrete thickness required** (minimum)

OPTIONAL ACCESSORIES




Center Jack



Extended Light Weight Alloy Drive on Ramps

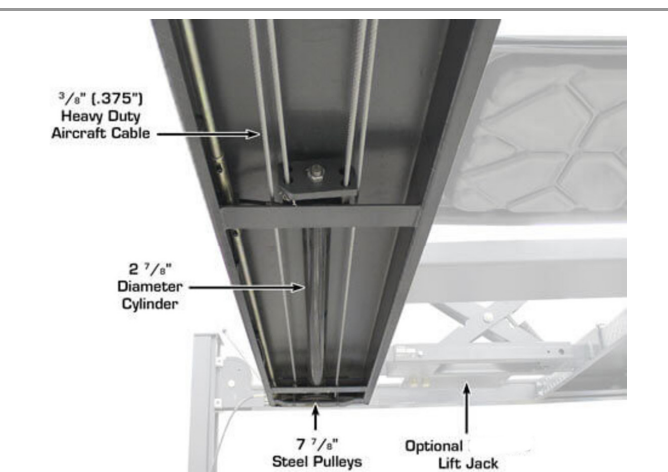
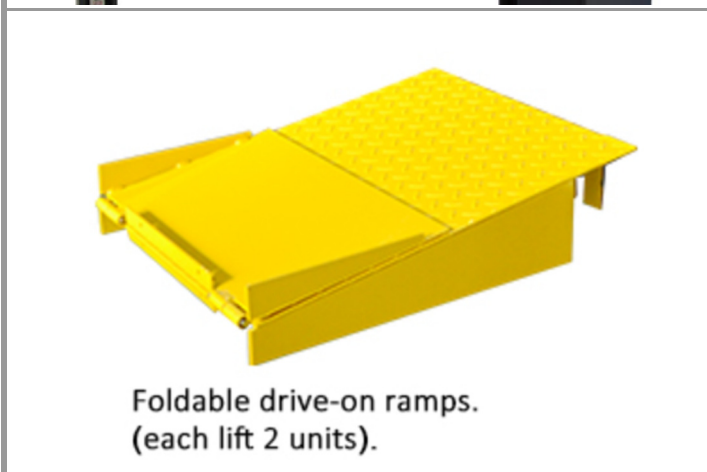
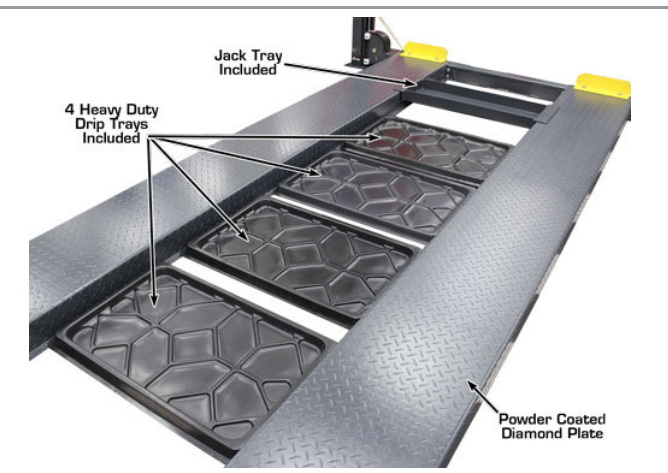
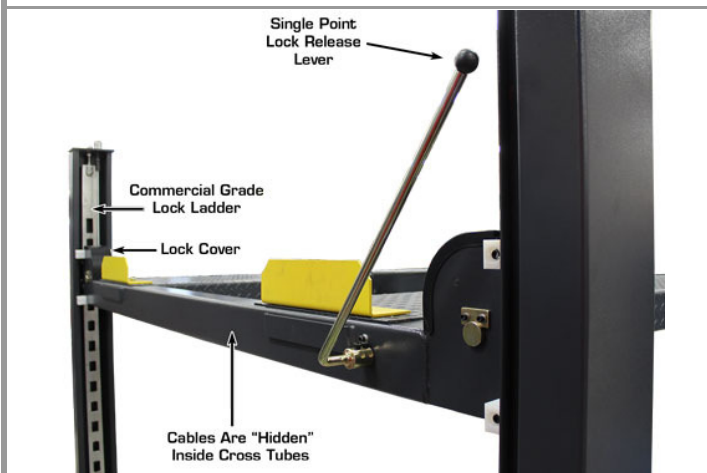


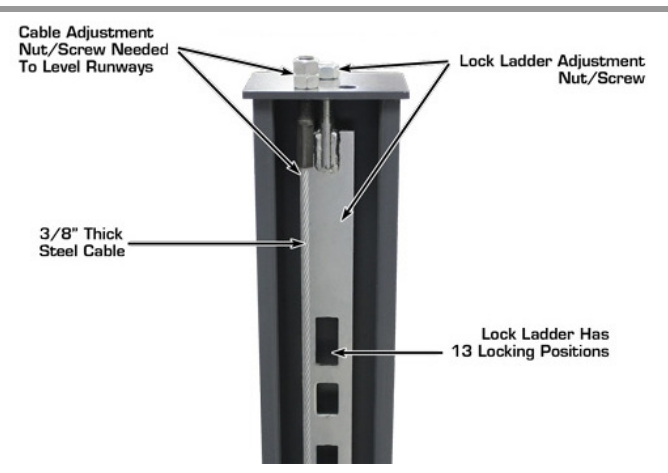
Storage Wave Panels



Caster Kit

Peak Parking lifts

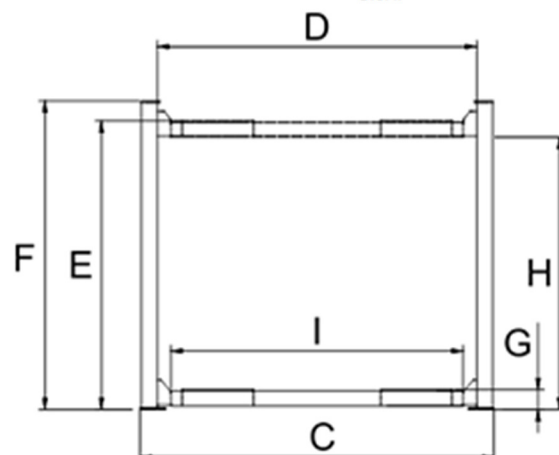

AUTOMASTER SERVICE GUARANTEE
OUR VICE-GRIP GUARANTEE
 If you're not happy, we replace or refund in full.





Model 407-P		4-Post Parking Lift
Lifting Capacity		3000kg(6,600lbs)
Lifting Time		31s
Overall Length (Inc Ramps)	A	4720mm (185 7/8")
Outside edge of crossbeams	B	3700mm (145 11/16")
Overall Width	C	2409mm (94 7/8")
Width Between Posts	D	2167mm (85 3/8")
Max.Lifting Height	E	1872mm (73 3/4")
Max locking height		1792mm (70 9/16")
Overall Height	F	2105mm (82 7/8")
Minimum Height	G	135mm (5 3/8")
Max.Underneath Height	H	1772mm (69 3/4")
Max. Lock Underneath runway		1692mm (66 5/8")
Drive-Thru Clearance	I	1956mm(77")
Width Between Runways	J	940mm (37")
Outside Edge of Runways	K	1890mm(74 3/8")
Gross Weight		654kg
Motor		3.0HP

Model 408-P		4-Post Parking Lift
Lifting Capacity		3500kg
Lifting Time		40s
Overall Length (Inc Ramps)	A	5265mm (207 1/4")
Outside edge of crossbeams	B	4238mm (166 7/8")
Overall Width	C	2604mm (102 1/2")
Width Between Posts	D	2358mm (92 7/8")
Max.Lifting Height	E	1872mm (73 3/4")
Max locking height		1792mm (70 9/16")
Overall Height	F	2105mm (82 7/8")
Minimum Height	G	155mm (6 1/8")
Max.Underneath Height	H	1752mm (69")
Max. Lock Underneath runway		1672mm (65 13/16")
Drive-Thru Clearance	I	2074mm(81 5/8")
Width Between Runways	J	940mm (37")
Outside Edge of Runways	K	1890mm(74 3/8")
Gross Weight		707kg
Motor		3.0HP





Model 408-HP	4-Post Parking Lift	
Lifting Capacity		3500kg
Lifting Time		46s
Overall Length (Inc Ramps)	A	5265mm (207 1/4")
Outside edge of crossbeams	B	4238mm (166 7/8")
Overall Width	C	2604mm (102 1/2")
Width Between Posts	D	2358mm (92 7/8")
Max.Lifting Height	E	2227mm (87 3/4")
Max locking height		2147mm (84 1/2")
Overall Height	F	2455mm (96 5/8")
Minimum Height	G	155mm (6 1/8")
Max.Underneath Height	H	2107mm (83")
Max. Lock Underneath runway		2027mm (79 13/16")
Drive-Thru Clearance	I	2074mm(81 5/8")
Width Between Runways	J	940mm (37")
Outside Edge of Runways	K	1890mm(74 3/8")
Gross Weight		759kg
Motor		3.0HP

Model 409-HP	4-Post Parking Lift	
Lifting Capacity		4000kg
Lifting Time		57s
Overall Length (Inc Ramps)	A	6049mm (238 1/8")
Outside edge of crossbeams	B	5199mm (204 3/4")
Overall Width	C	2777mm (109 5/16")
Width Between Posts	D	2531mm (99 5/8")
Max.Lifting Height	E	2237mm (88 1/16")
Max locking height		2157mm (84 15/16")
Overall Height	F	2455mm (96 5/8")
Minimum Height	G	165mm (6 1/2")
Max.Underneath Height	H	2107mm (83")
Max. Lock Underneath runway		2027mm (79 13/16")
Drive-Thru Clearance	I	2247mm (88 7/16")
Width Between Runways	J	1077mm (42 3/8")
Outside Edge of Runways	K	2093mm (82 3/8")
Gross Weight		881kg(1,942lbs)
Motor		3.0HP

