

POWERREX KOREA SL2750HM / SL2750HM-R

Two Post Vehicle Hoist

- 100% Korean manufactured
- Auto locking lift with a single sided mechanical lever to unlock and lower the lift.
- Ultra low arm design with 80mm 4 x 4 adapters or 6 stage ratchet up height adjustable & screw up lifting feet.
- High 3850mm and a low 3600mm setting for the top cross bar
- Suitable for 4x4's, vans, low cars, American cars, utes etc.
- Safety shutoff bar across top of hoist
- Rubber door protection pads
- Meets Australia/NZ safety regulations and European CE Safety Certified
- Optional base plate extensions for concrete between 100-150mm

SPECIFICATIONS	
Capacity	4500kg
Max height (incl 4x4 adapters)	1920-2025mm
Min height (std arm)	93mm
Lifting time (approx) - 3PH	35-45sec
Weight	700kg
Power supply	230V or 380V
Warranty	2 Years



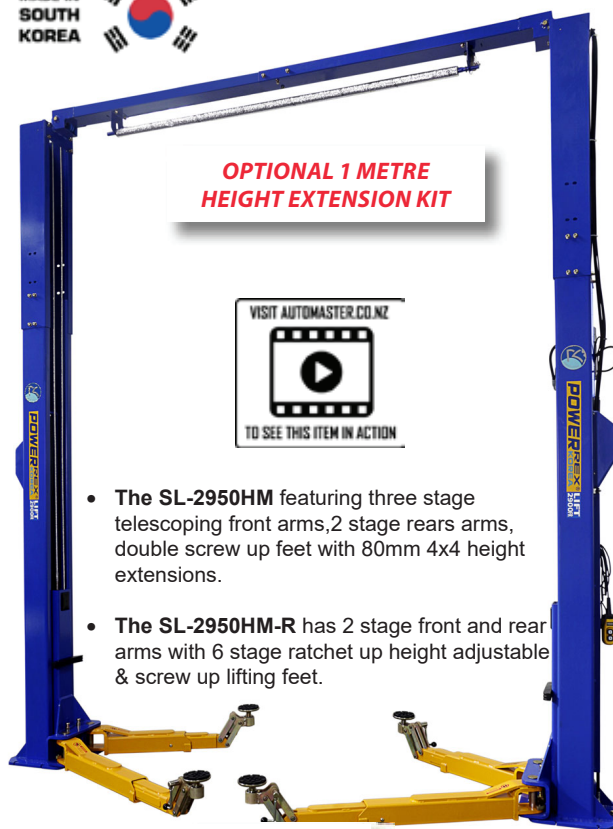
- The **SL-2750HM** featuring three stage telescoping front arms, 2 stage rear arms, double screw up feet with 80mm 4x4 height extensions.
- The **SL-2750HM-R** has 2 stage front and rear arms with 6 stage ratchet up height adjustable & screw up lifting feet.

POWERREX KOREA SL2950H / SL2950HR

Two Post Vehicle Hoist

- 100% Korean manufactured
- Automatically activating electrical locking lift with a four button control box featuring Up, Lock, Lower & Direct Down buttons plus remote control.
- Ultra low arm design with 80mm 4 x 4 adapters or 6 stage ratchet up height adjustable & screw up lifting feet.
- High 3850mm and a low 3600mm setting for the top cross bar
- Suitable for 4x4's, vans, low cars, American cars, utes etc.
- Safety shutoff bar across top of hoist
- Rubber door protection pads
- Meets Australia/NZ safety regulations and European CE Safety Certified
- Optional base plate extensions for concrete between 100-150mm

SPECIFICATIONS	
Capacity	4500kg
Max height not including 4x4 adapters	1920-1975mm
Min height std arm	93mm
Lifting time (approx) - 3PH	35-45sec
Weight	700kg
Power supply	230/380V
Warranty	2 Years




- The **SL-2950HM** featuring three stage telescoping front arms, 2 stage rear arms, double screw up feet with 80mm 4x4 height extensions.
- The **SL-2950HM-R** has 2 stage front and rear arms with 6 stage ratchet up height adjustable & screw up lifting feet.

THE CONCRETE MUST:

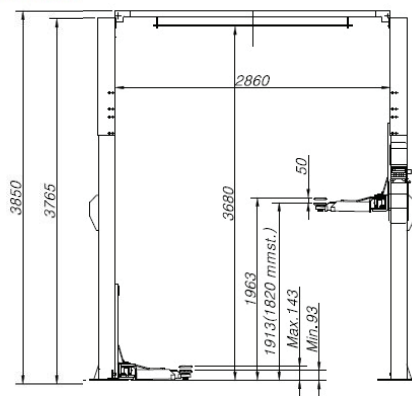
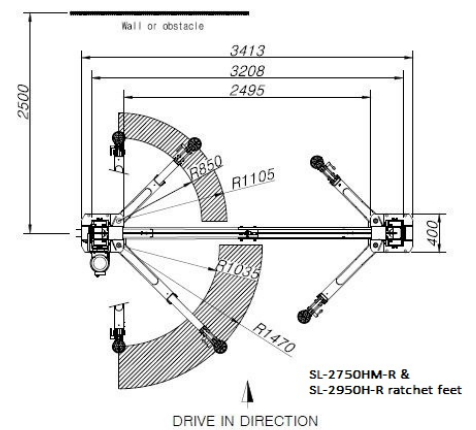
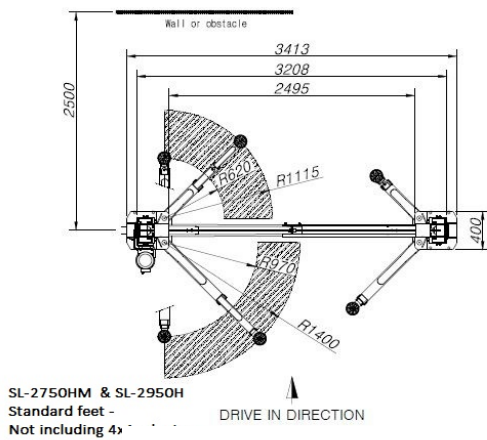
- Have a minimum thickness of 150mm
- Be reinforced
- Be a grade of no less than 25MPA



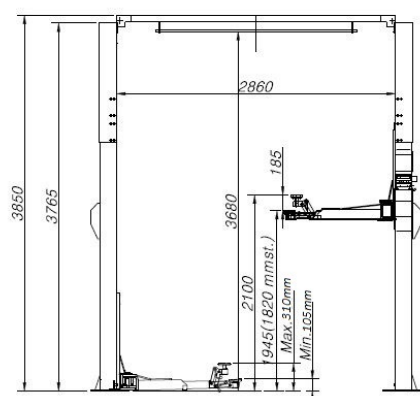
LOW ARM DESIGN SUPPLIED WITH 80MM 4X4 EXTENSIONS



RATCHET ARM



SL-2750HM & SL-2950H- LOW ARM DESIGN



SL-2750HM-R & SL-2950H-R - RATCHET ARM